


# SolarEdge Home Network Wireless Mesh Network

COMMUNICATION

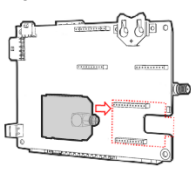
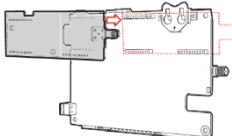


## One communication platform for seamless device connection within the SolarEdge Smart Energy Management ecosystem

- ✓ Faster, easier, and cleaner installations\*
  - ✓ Avoids the hassle of wired infrastructure with wireless connectivity between inverter and system devices
  - ✓ Simple plug and play connection
  - ✓ Automatic device detection and configuration using SetApp
- ✓ Field-proven wireless technology
  - ✓ Mesh network topology enabling long-range transmissions
  - ✓ Robust performance in challenging environments
- ✓ Connectivity you can count on
  - ✓ Reliable communications with no single point of failure (for multiple device systems)
  - ✓ Secured telemetry with advanced device authentication and data encryption
- ✓ External antenna to ensure maximum coverage

\* When compared to SolarEdge installations using wired communications

# / SolarEdge Home Network Plugin

PART NUMBER	ENET-xBNP-01		ENET-xBCL-01	ENET-xBP-XXX <sup>(1)</sup>	UNIT
<b>PERFORMANCE</b>					
Transmission Power (max)			17 <sup>(2)</sup>		dBm
Receiver Sensitivity			-100		dBm
Indoor Range (no line of sight)			50 / 160		m / ft
<b>ENVIRONMENTAL</b>					
Operating Temperature			-40 to 185 / -40 to +85		°C / °F
Storage Temperature			-40 to 185 / -40 to +85		°C / °F
<b>MECHANICAL</b>					
Size	0.98 x 1.37 / 25 x 35		1.29 x 2.99 / 33 x 76	0.98 x 1.37 / 25 x 35	in / mm
<b>POWER SUPPLY</b>					
DC Voltage (nominal)			3.3		Vdc
Max Input Current			200		mA
<b>COMMUNICATION</b>					
Supported Communication Protocol			SolarEdge Home Network		
Operating Frequency Range			916 – 924 (AUS) 915 – 928 (Brazil) 863 – 870 (EU) 920 – 925 (Taiwan) 902 – 928 (US)		MHz
Modulation			O-QPSK (Quadrature Phase Shift Keying)		
EIRP with Antenna			20 (AUS) 19 (Brazil) 14 (EU) 27 (Taiwan) 20 (US)		dBm
<b>ANTENNA<sup>(3)</sup></b>					
Antenna Type			Outdoor		
Antenna Connector			RP-SMA		
VSWR			≤4.0		dB
Polarization			Vertical		
Material			PC Lexan 503R-WH5151L or WH8G952 Sabic		
Dimensions (Length x Diameter)			7.87 x 0.78 / 200 x 20		mm / in
<b>COMPLIANCE</b>					
Australia	EMC / EMI	CISPR 32 AS/NZS CISPR 32, AS/NZS 4268			
	Radio	AS/NZS 4268			
Brazil	Radio	Resolução N° 680 e Ato N° 14448/2017			
Canada	EMC / EMI	ICES-003			
	Radio	RSS-247 for SRD, RSS-102 MPE report			
Europe	EMC / EMI	CISPR 32, EN 55032, EN 55035, EN 301 489-1, EN 301 489-3			
	Radio	EN 62311 (EMF test), EN 300-220-1, EN 300-220-2			
Japan	EMC / EMI	VCCI-CISPR 32			
	Radio	ARIB STD-T93, JAPAN EXTREMELY LOW POWER			
Korea	EMC / EMI and Radio	Korea RF (KN 32/35)			
Taiwan	EMC / EMI and Radio	NCC LP0002			
US	EMC / EMI and Radio	FCC Part 15B, FCC Part 15C			
<b>COMPATIBILITY<sup>(4)</sup></b>					
	<p>SolarEdge Home Network-ready inverter with the following part number: SExxxH-RWxxxBExx</p> 	<p>SetApp-enabled inverter with the following part numbers: SExxxH-RW0xxBNxx, SExxxH-RWSxxBNxx, SExxK-RW0xxBNxx. Note: Plug in to the cellular socket. If the cellular socket is occupied, use ENET-xBP-XXX instead.</p> 	<p>Inverters that do not have a socket for the SolarEdge Home Network Plug-in See footnotes 1 and 4.</p>		

(1) ENET-xBP-XXX is designed for inverters that do not have a socket for the SolarEdge Home Network Plug-in. In addition to the plug-in and the antenna, this kit includes a communication board that must be installed instead of the existing communication board.

(2) Transmission power may be higher according to each country's standard requirements.

(3) External antenna is provided with the SolarEdge Home Network Plug-In kit.

(4) For details about selecting the appropriate SolarEdge Home Network Plug-in kit for your inverter, see the [SolarEdge Home Network Plug-in Kit Selection technical note](#).