

# Wireless Gateway and Repeater for the UK

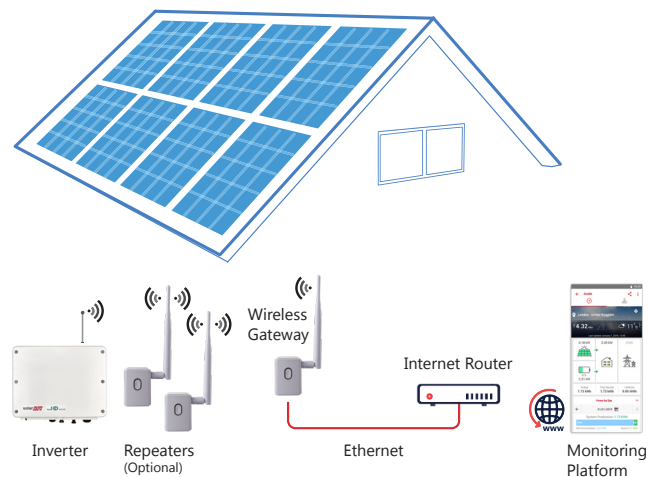
SE-WFGW-B-S1-UK  
SE-WFRPT-B-S1-UK



# COMMUNICATION

## Simple Wireless Connectivity

- Wirelessly connects SetApp-enabled SolarEdge inverters to an Internet router
- Easy installation and configuration via SetApp, leveraging a Wireless station built into the inverter
- Antenna is located external to the inverter and supports up to two repeaters for extended range
- The Wireless Gateway supports up to eight SolarEdge inverters on a single wireless network



# / Wireless Gateway and Repeater

for the UK

Model: WiFi-GW

SE-WFGW-B-S1-UK, SE-WFRPT-B-S1-UK

COMPATIBLE INVERTERS	SEXXXX-XXXXXBXX4 (INVERTERS WITH SETAPP CONFIGURATION )	UNITS
<b>RF PERFORMANCE</b>		
Transmit Power	15	dBm
Receiver Sensitivity (802.11b @ 1Mbps DSS)	-94 to -69	dBm
EIRP with Antenna	20	dBm
Outdoor (LOS) Range	400 / 1300	m / ft
Indoor Range <sup>(1)</sup>	50 / 160	m / ft
Frequency Band	2412 - 2472	MHz
Bandwidth	20	MHz
Antenna Gain <sup>(2)</sup>	5	dBi
<b>NETWORK AND SECURITY</b>		
Channels <sup>(3)</sup>	1-13	
Security	WPA-PSK, WPA2-PSK, WEP	
<b>WIRELESS LAN</b>		
Standards	802.11b/g/n	
Modulation	802.11b - DSSS-CCK, 802.11g - OFDM, 802.11n - HT modulations, MCS0-7	
Data Rates	1 - 72	Mbps
<b>ENVIRONMENTAL</b>		
Operating Temperature	-20 to +60 / -4 to +140	°C / °F
Storage Temperature	-20 to +60 / -4 to +140	°C / °F
Relative Humidity (non-condensing)	0 - 80	%
Ingress Protection	IP20	
<b>MECHANICAL</b>		
Dimensions (HxWxD; with pins)	69 x 52.8 x 81.6 / 2.7 x 2 x 3.2	mm / in
Weight without Antenna	99.2 / 0.22	g / lb
Weight with Antenna	119.2 / 0.26	g / lb
<b>POWER SUPPLY</b>		
AC Voltage (nominal)	100-240	Vac
AC Frequency (nominal)	50/60	Hz
Max Input Current	50	mA
<b>STANDARD COMPLIANCE</b>		
Safety	IEC/ EN 62368-1	
EMC	EN301 489-1; EN301 489-17; EN300 328; EN55032:2015+AC:2016; EN55035; EN61000- 3-2:2014; EN61000-3-3:2013; EN61000-4-2:2009; EN61000-4-3:2006+A1:2008+A2:2010; EN61000-4-4:2012; EN61000-4-5:2014+A1:20174; EN61000-4- 6:2014+AC:2015; EN61000-4-11:2004+A1:2017; AS/NZS 4268:2017	
AC Plug	BS 1363-1	

(1) Approximate values, may differ depending on specific installation conditions

(2) The antenna may have higher gain within EIRP power constraint

(3) Channels 12-13 are allocated for future use

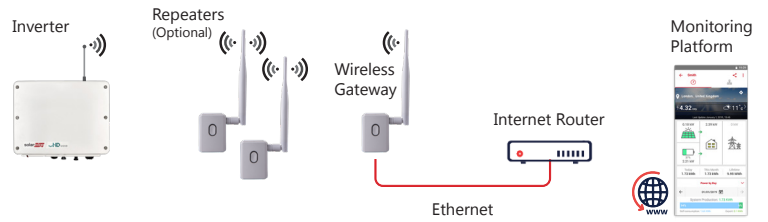
# / Wireless Gateway and Repeater

## for the UK

SE-WFGW-B-S1-UK, SE-WFRPT-B-S1-UK

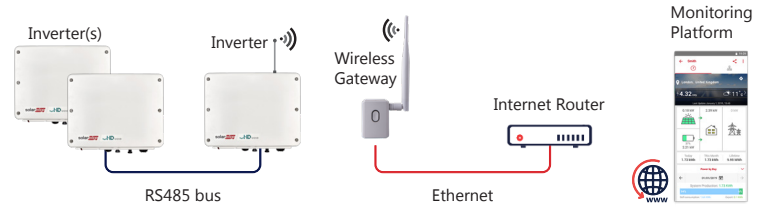
### Scenario A: Single inverter, wireless connection with optional repeaters

- 1 x Wireless gateway
- 1 or 2 x Wireless repeater for extending the Wi-Fi range



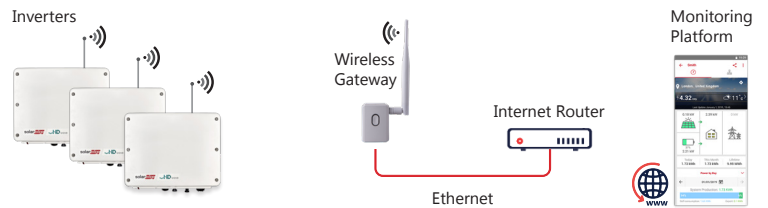
### Scenario B: Multiple inverters, wired connection<sup>(4)</sup>

- 1 x Wireless gateway



### Scenario C: Multiple inverters, Wi-Fi Point to Multi-point<sup>(4)</sup>

- 1 x Wireless gateway



(4) To extend the Wi-Fi range, add one or two Wireless repeaters