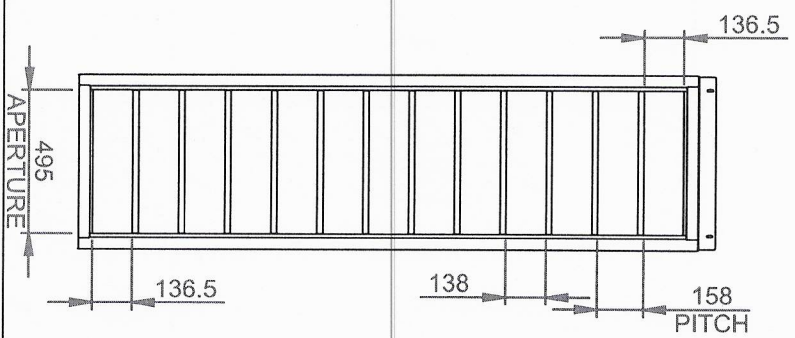
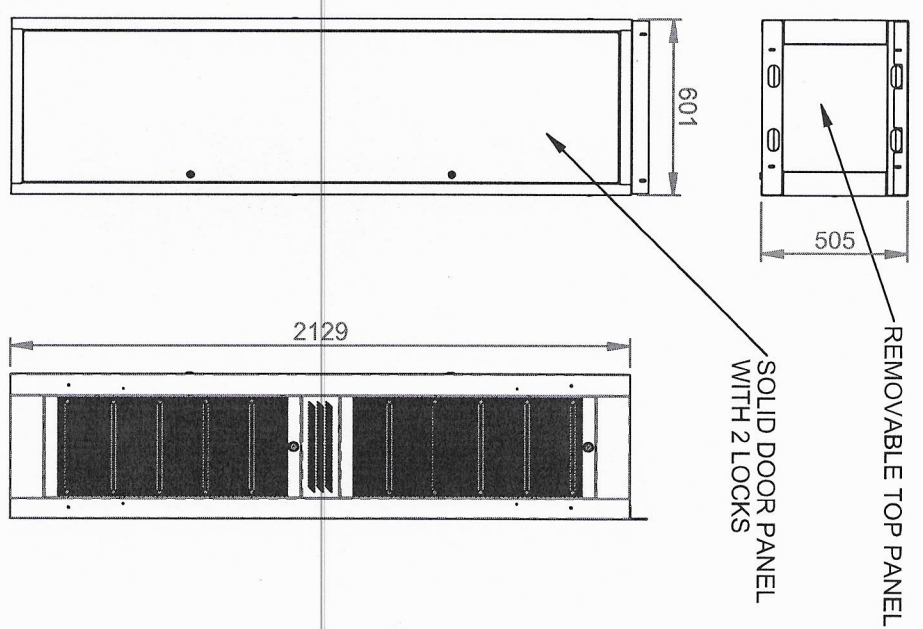
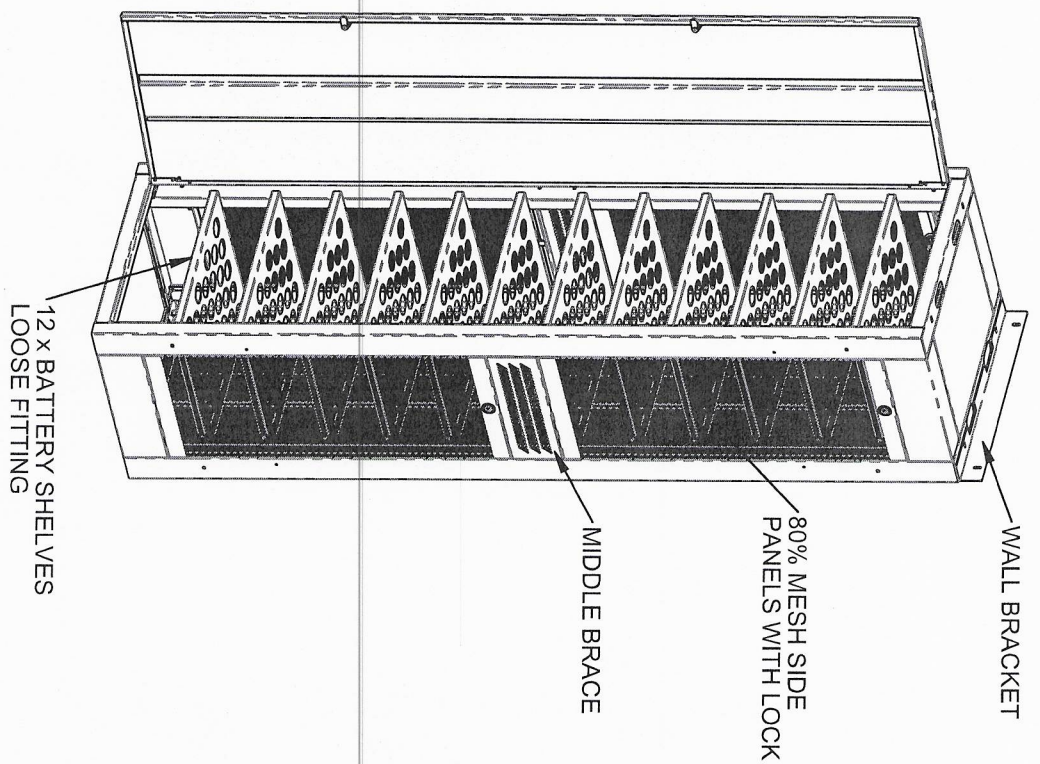




REVISIONS		DATE
REV.	NOTE	DATE
A		08/08/2022



THIS DRAWING AND THE INFORMATION CONTAINED WITHIN IS THE SOLE PROPERTY OF CONNECTIX CABLING SYSTEMS. IT MUST NOT BE COPIED OR USED WITHOUT WRITTEN CONSENT FROM CONNECTIX CABLING SYSTEMS EXCEPT WHERE SUCH INFORMATION WAS SUPPLIED BY THE CLIENT TO WHOM THE DRAWING WAS SUPPLIED

DRAWN	CHECKED	DATE
SJ		08/08/2022
SURFACE AREA	WEIGHT	
21.11 sq mtr	132.55 Kg	

Connectix
Cabling Systems

500 AVENUE WEST
SKYLINE 120
BRAINTREE, ESSEX
CM17 7AA
T:+44 (0) 1376 346600

TOLERANCES
NO DECIMAL PLACE
1 DECIMAL PLACE
2 DECIMAL PLACE
DIA OF HOLES
ANGLES = 90°

ALL DIMENSIONS IN MILLIMETERS
UNLESS OTHERWISE SPECIFIED

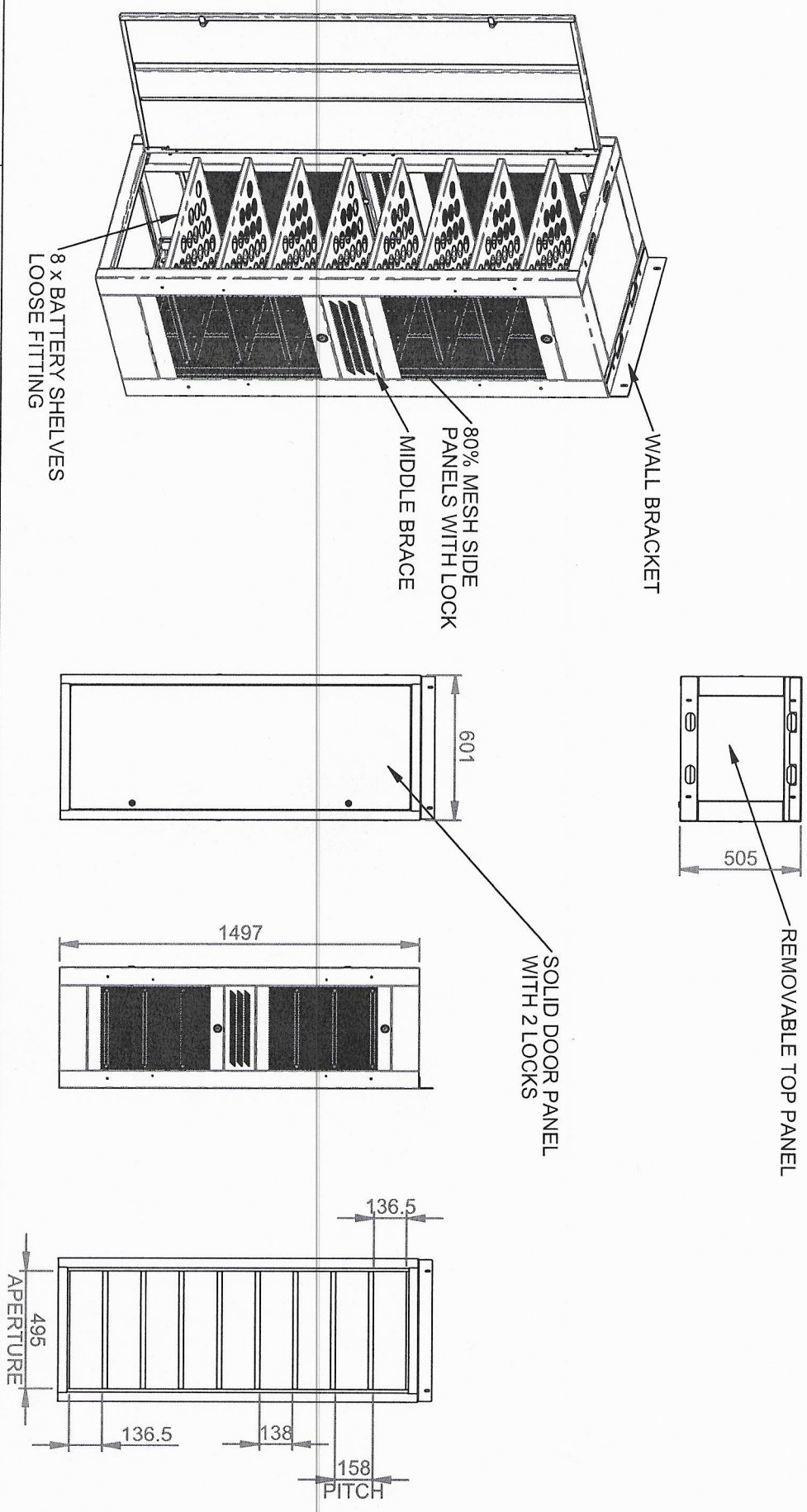
±0.5mm
±0.25mm
±0.1mm
±0.5° UNLESS SPECIFIED

MATERIAL: SEE PART DRAWINGS

FINISH: BLACK FINE TEXTURE

CLIENT:		TITLE:	
SCALE	DRAWING NO.	SHEET NO	ISSUE
1:25	CNX 19441	SHEET 1 / 2	A
SEGEN		POWERCUBE H2 CABINET	

REVISIONS		DATE
REV.	NOTE	DATE
A		08/08/2022



THIS DRAWING AND THE INFORMATION CONTAINED WITHIN IS THE SOLE PROPERTY OF CONNECTIX CABLING SYSTEMS. IT MUST NOT BE COPIED OR USED WITHOUT WRITTEN CONSENT FROM CONNECTIX CABLING SYSTEMS EXCEPT WHERE SUCH INFORMATION WAS SUPPLIED BY THE CLIENT TO WHOM THE DRAWING WAS SUPPLIED

DRAWN	CHECKED	DATE
SJ		08/08/2022
SURFACE AREA	WEIGHT	
15.19 sq mtr	95.26 Kg	

Connectix Cabling Systems
 500 AVENUE WEST
 SKYLINE 120
 BRAINTREE, ESSEX
 CM17 7AA
 T: +44 (0) 1376 346600

TOLERANCES
 NO DECIMAL PLACE
 1 DECIMAL PLACE
 2 DECIMAL PLACE
 DIA OF HOLES
 ANGLES = 90°

MATERIAL: SEE PART DRAWINGS

FINISH: BLACK FINE TEXTURE

ALL DIMENSIONS IN MILLIMETERS UNLESS OTHERWISE SPECIFIED

±0.5mm
 ±0.25mm
 ±0.1mm
 ±0.5° UNLESS SPECIFIED

CLIENT: SEGEN

TITLE: POWERCUBE H2 CABINET

SCALE: 1:25

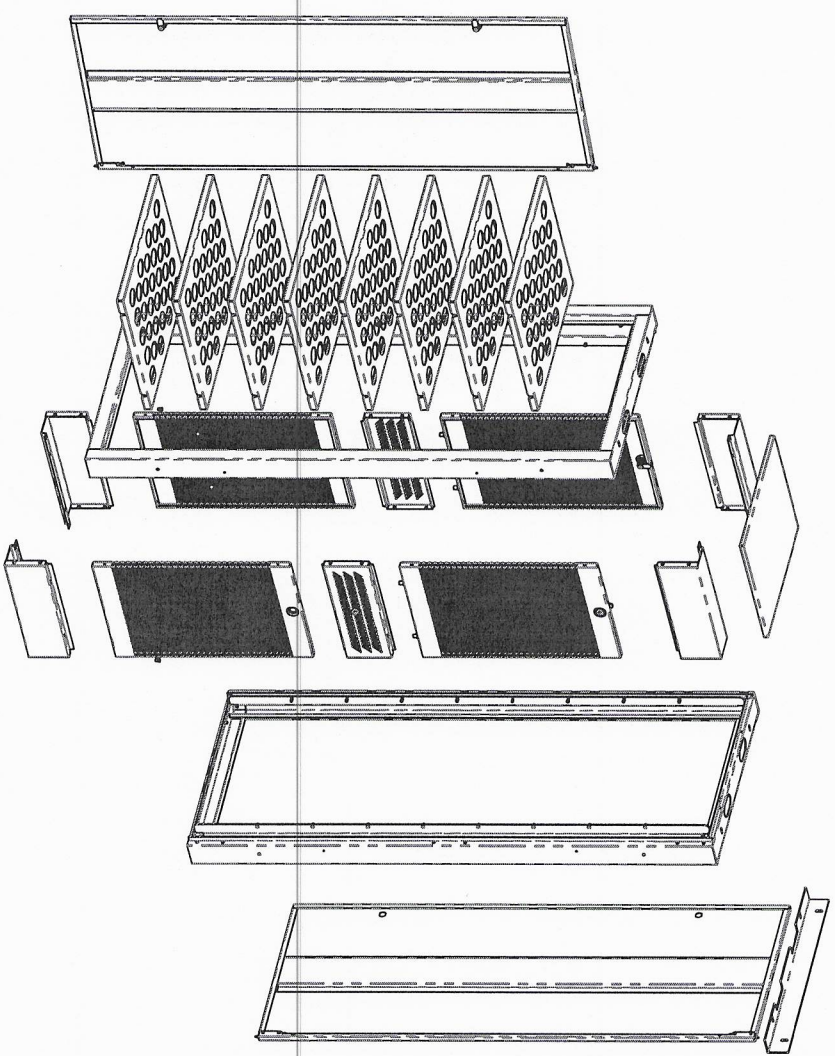
DRAWING NO.: CNX 19461

SHEET NO.: SHEET 1 / 2

ISSUE: A



REVISIONS	
REV.	DATE
A	08/08/2022



ITEM NO.	PART NUMBER	DESCRIPTION	QTY.
1	CNX 19461-AS01	FRONT & REAR SECTION	2
2	CNX 19461-AS02	DOOR WELD ASSY	2
3	CNX 19441-04	TOP & BOTTOM CROSS MEMBER	4
4	CNX 19441-05	LID	1
5	CNX 19441-06	MID PANEL	2
6	CNX 19441-08	WALL MOUNTING ANGLE	1
7	CNX 19461-09	8 WAY SIDE PANEL	4
8	CNX 19441-11	BATTERY SHELF	8
9	Default	SIDE PANEL GROMMET (WHITE)	8
10	42424	CABINET DOOR GROMMET (BLACK)	2
11	42428	SIDE PANEL PLASTIC PUSH RIVETS (WHITE)	4
12	42457	RONIS CAM LOCK 30mm STRAIGHT CAM	6
13	42480	CAB HINGE PIN 5mm DIA RH	2
14	42481	CAB HINGE PIN 5mm DIA LH	2

CLIENT: SEGEN

TITLE: POWERCUBE H2 CABINET - 8 SHELF

SCALE: 1:20 DRAWING NO. CNX 19461 SHEET NO. SHEET 2 / 2 ISSUE A

TOLERANCES
NO DECIMAL PLACE
1 DECIMAL PLACE
2 DECIMAL PLACE
DIA OF HOLES
ANGLES = 90°

ALL DIMENSIONS IN MILLIMETERS
UNLESS OTHERWISE SPECIFIED

MATERIAL: SEE PART DRAWINGS
FINISH: BLACK FINE TEXTURE

DRAWN: SJ CHECKED: DATE: 08/08/2022

SURFACE AREA: 14.65 sq mtr WEIGHT: 90.11 Kg

THIS DRAWING AND THE INFORMATION CONTAINED WITHIN IS THE SOLE PROPERTY OF CONNECTIX CABLING SYSTEMS. IT MUST NOT BE COPIED OR USED WITHOUT WRITTEN CONSENT FROM CONNECTIX CABLING SYSTEMS EXCEPT WHERE SUCH INFORMATION WAS SUPPLIED BY THE CLIENT TO WHOM THE DRAWING WAS SUPPLIED

500 AVENUE WEST
SKYLINE 120
BRAINTREE, ESSEX
CM17 7AA
T:+44 (0) 1376 346600