

530W **LB**
Series



Higher power generation better LCOE



n-type with very Lower LID



Better Temperature Coefficient



Better low irradiance response



12-year product warranty



30-year linear power output warranty

**n-type Bifacial Double Glass
High Efficiency Mono Module
JAM60D42 LB**

505-530

Comprehensive Certificates

- IEC 61215, IEC 61730
- ISO 9001: 2015 Quality management systems
- ISO 14001: 2015 Environmental management systems
- ISO 45001: 2018 Occupational health and safety management systems
- IEC 62941: 2019 Terrestrial photovoltaic (PV) modules - Quality system for PV module manufacturing

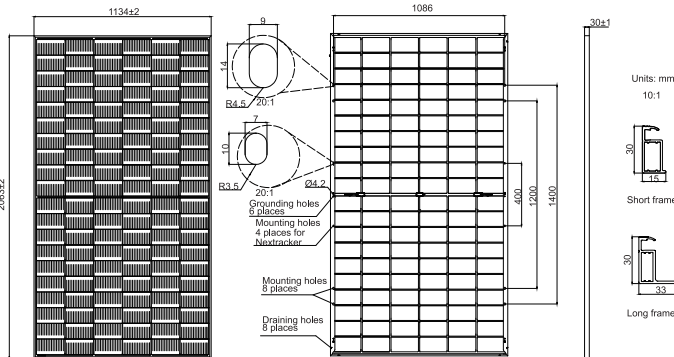




530W

505-530
JAM60D42

LB Series



Remark: customized frame color and cable length available upon request

Cell	Mono-16BB
Weight	28.8kg
Dimensions	2063±2mm×1134±2mm×30±1mm
Cable Cross Section Size	4mm ² (IEC), 12 AWG(UL)
No. of cells	132(6×22)
Junction Box	IP68, 3 diodes
Connector	QC 4.10-351/ MC4-EVO2A
Cable Length (Including Connector)	Portrait: 300mm(+)/400mm(-); Landscape: 1200mm(+)/1200mm(-)
Front Glass/Back Glass	2.0mm/2.0mm
Packaging Configuration	36pcs/Pallet, 792pcs/40HQ Container

ELECTRICAL PARAMETERS AT STC

TYPE	JAM60D42 -505/LB	JAM60D42 -510/LB	JAM60D42 -515/LB	JAM60D42 -520/LB	JAM60D42 -525/LB	JAM60D42 -530/LB
Rated Maximum Power(Pmax) [W]	505	510	515	520	525	530
Open Circuit Voltage(Voc) [V]	42.93	43.13	43.33	43.53	43.73	43.93
Maximum Power Voltage(Vmp) [V]	35.69	35.92	36.15	36.37	36.59	36.81
Short Circuit Current(Isc) [A]	15.01	15.06	15.11	15.16	15.21	15.26
Maximum Power Current(Imp) [A]	14.15	14.20	14.25	14.30	14.35	14.40
Module Efficiency [%]	21.6	21.8	22.0	22.2	22.4	22.7
Power Tolerance	0~+5W					
Temperature Coefficient of Isc(α _{Isc})	+0.046%/ C					
Temperature Coefficient of Voc(β _{Voc})	-0.260%/ C					
Temperature Coefficient of Pmax(γ _{Pmp})	-0.300%/ C					
STC	Irradiance 1000W/m ² , cell temperature 25 C, AM1.5G					

Remark: Electrical data in this catalog do not refer to a single module and they are not part of the offer. They only serve for comparison among different module types.

ELECTRICAL CHARACTERISTICS WITH 10% SOLAR IRRADIATION RATIO

TYPE	JAM60D42 -505/LB	JAM60D42 -510/LB	JAM60D42 -515/LB	JAM60D42 -520/LB	JAM60D42 -525/LB	JAM60D42 -530/LB
Rated Max Power(Pmax) [W]	545	551	556	562	567	572
Open Circuit Voltage(Voc) [V]	42.93	43.13	43.33	43.53	43.73	43.93
Max Power Voltage(Vmp) [V]	35.69	35.92	36.15	36.37	36.59	36.81
Short Circuit Current(Isc) [A]	16.21	16.26	16.32	16.37	16.43	16.48
Max Power Current(Imp) [A]	15.28	15.34	15.39	15.44	15.50	15.55
Irradiation Ratio (rear/front)	10%					

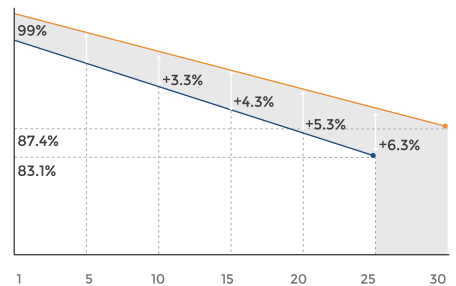
*For NextTracker installations, maximum static load please take compatibility approve letter between JA Solar and NextTracker for reference.

**Bifaciality=Pmax,rear/Rated Pmax,front

CHARACTERISTICS

Superior Warranty

1% 1st-year Degradation
0.4% Annual Degradation Over 30 years

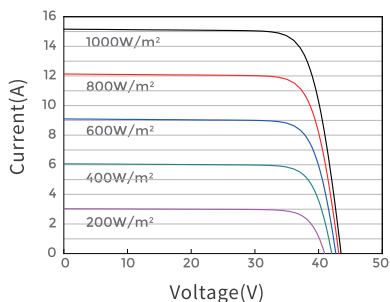


- n-type Bifacial Double Glass Module Linear Performance Warranty
- Standard Module Linear Performance Warranty

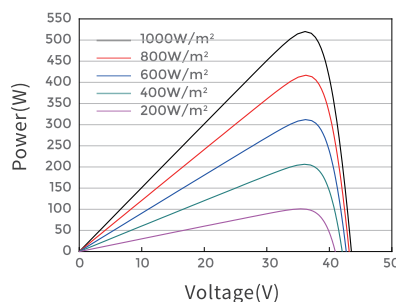
OPERATING CONDITIONS

Maximum System Voltage	1500V DC
Operating Temperature	-40 C ~ +85 C
Maximum Series Fuse Rating	30A
Maximum Static Load, Front*	5400Pa (112 lb/ft ²)
Maximum Static Load, Back*	2400Pa (50 lb/ft ²)
NOCT	45±2 C
Bifaciality**	80%±10%
Fire Performance	UL Type 29

Current-Voltage Curve JAM60D42 -520/LB



Power-Voltage Curve JAM60D42 -520/LB



Current-Voltage Curve JAM60D42 -520/LB

