


# PEFS Series

( 3-5 strings )-P2 Fire Fighter Switch



## High Craftsmanship AND High Standards



Max 1500V  
Max 50A



Arc Fault protection  
(Optional)



PID recovery  
(Optional)



Flame retardant  
UL94-V0



Easy Installation



Physical isolation

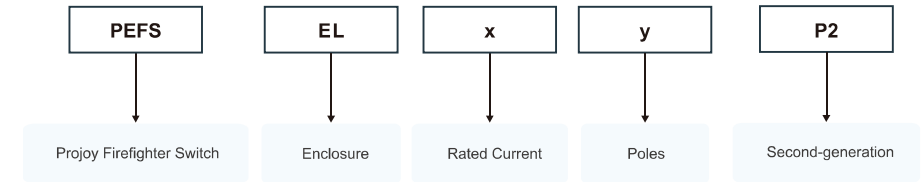


Outdoor installation  
IP65



Over temperature  
protection > 70 C

## Naming



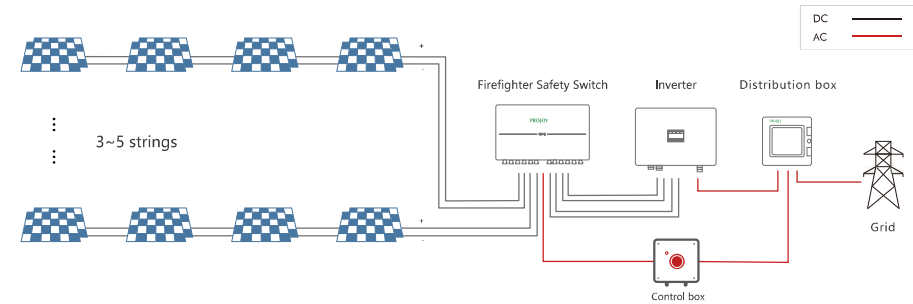
Models: PEFS-ELx-y. Rated current: x=16/25/32/40/55/40H/50H, y= 6/8/10

When the current is greater than 40A, please select cable glands.

Unit with cable glands, M12

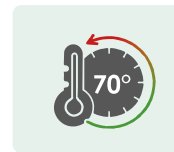
Unit with QC4 connectors  
(Other brand connectors Optional)

## Diagram



## Tripping ways

By temperature



By AC Power cut-off



By Manual



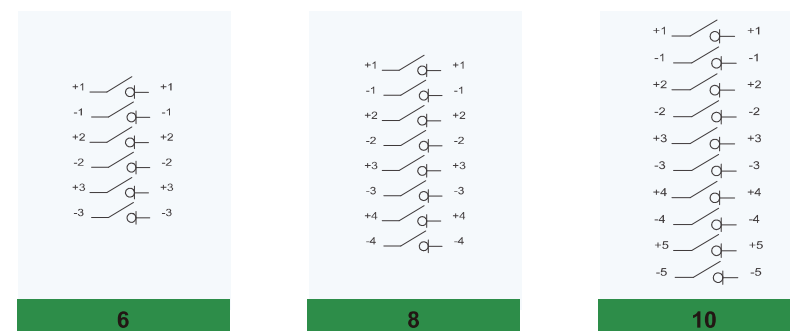
## Technical data

Technical Parameter	
Main Parameters	PEFS-ELx-y-P2
System voltage (Vdc)	300~1500
Max current (A)	50
Number of strings	3/4/5
Poles	6/8/10
Operating voltage	100Vac - 270Vac
Nominal voltage	230Vac
Nominal current	30mA
Operating temperature	-40°C - +70°C
Automatically switch off by temperature	+70°C
Storage temperature	-40°C - +85°C
Ingress protection level	IP65
Protection level	Class II
Certification	CE
Regulations compliance	EN 60947-1&3
Mechanical life	10000
Electrical life	>1500
PID recovery function	optional
Arc fault protection	optional

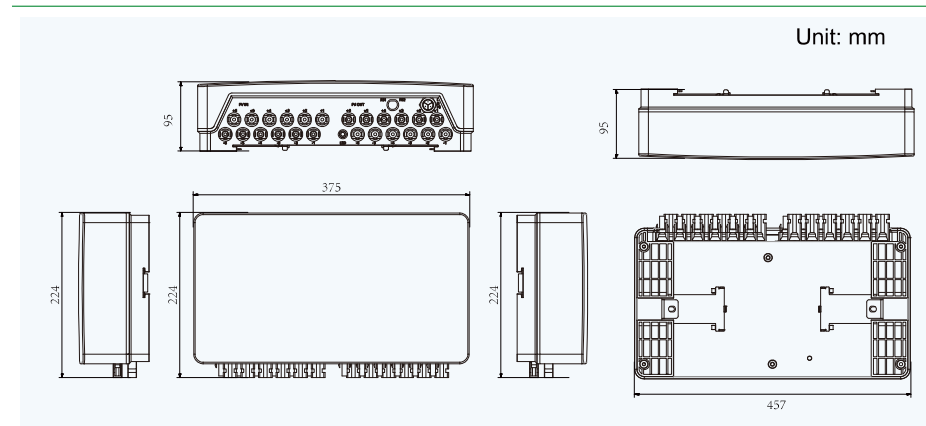
## Technical data

Data of PEFS refer to built-in DC isolators. Data according to IEC60947-3(ed.3.2):2015, Utilization category DC-PV1.						Poles	No. of Strings	Part Number
300V	600V	800V	1000V	1200V	1500V			
16	16	16	9	6	3	6/8/10	3/4/5	PEFS-EL16-6/8/10-P2
25	25	22	11	8	4	6/8/10	3/4/5	PEFS-EL25-6/8/10-P2
32	32	26	13	10	5	6/8/10	3/4/5	PEFS-EL32-6/8/10-P2
40	40	30	20	15	13	6/8/10	3/4/5	PEFS-EL40-6/8/10-P2
55	55	45	33	33	18	6/8/10	3/4/5	PEFS-EL55-6/8/10-P2
40	40	40	40	30	20	6/8/10	3/4/5	PEFS-EL40H-6/8/10-P2
50	50	50	50	40	30	6/8/10	3/4/5	PEFS-EL50H-6/8/10-P2

## Contact Configuration



## Dimensions



PID Recovery Module Spec (optional)		
AC Input	Static Power	<0.5W
	Operating Power	3.75W
	Max. Power	8.75W
DC Output	Rated Output Voltage To Ground	600V
	Rated Output Current	3.3mA
	Max. Short Circuit Current	6.7mA
PV Modules And Inverter Requirements	Max. System Volatage	1500V
	Module Type Required	P Crystalline Silicon Type
	Minimum Insulating Impendence	200kΩ
Other Info	Operating Temperature Range	-40°C ~ +70°C
	Operating Relative Humidity	0% ~ 98%
	Max. Altitude Without Derating	4000m