


Mono

460W MBB Bifacial Mono PERC Half-cell Double Glass Module

JAM72D20 435-460/MB Series

Introduction

Assembled with MBB bifacial PERCIUM cells and half-cell configuration, these double glass modules have the capability of converting the incident light from the rear side together with the front side into electricity, providing higher output power, lower temperature coefficient, less shading loss, as well as enhanced tolerance for mechanical loading.



Higher output power



More reliable, more stable power generation



Less shading effect

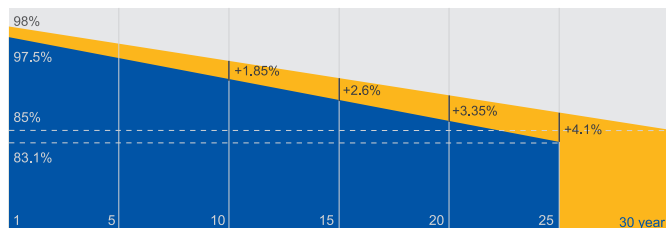


Lower temperature coefficient

Superior Warranty

- 12-year product warranty
- 30-year linear power output warranty

0.45% Annual Degradation Over 30 years



■ Bifacial double glass module linear power warranty

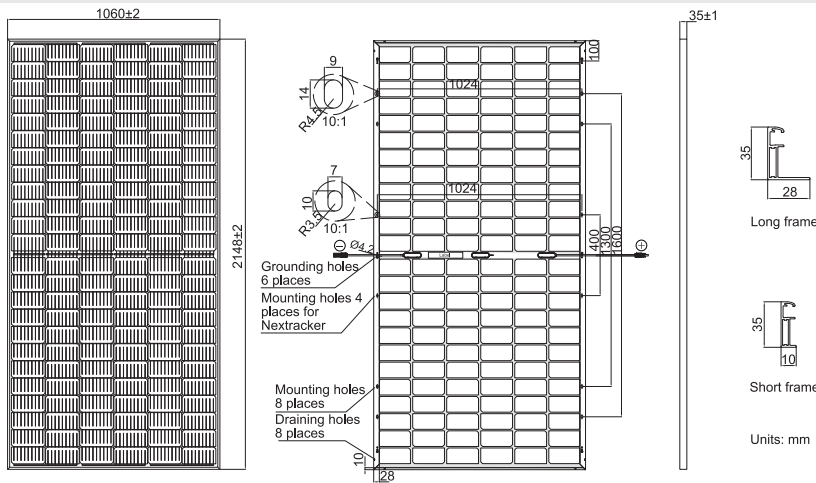
■ Standard module linear power warranty

Comprehensive Certificates

- IEC 61215, IEC 61730, UL 61215, UL 61730
- ISO 9001: 2015 Quality management systems
- ISO 14001: 2015 Environmental management systems
- OHSAS 18001: 2007 Occupational health and safety management systems
- IEC TS 62941: 2016 Terrestrial photovoltaic (PV) modules – Guidelines for increased confidence in PV module design qualification and type approval



MECHANICAL DIAGRAMS



Remark: customized frame color and cable length available upon request

SPECIFICATIONS

Cell	Mono
Weight	28.2kg±3%
Dimensions	2148±2mm×1060±2mm×35±1mm
Cable Cross Section Size	4mm ² (IEC), 12 AWG(UL)
No. of cells	144(6×24)
Junction Box	IP68, 3 diodes
Connector	QC 4.10-35
Cable Length (Including Connector)	Portrait:300mm(+)/400mm(-); Landscape:1200mm(+)/1200mm(-)
Front Glass/Back Glass	2.0mm/2.0mm
Packaging Configuration	30pcs/pallet, 600pcs/40ft Container

ELECTRICAL PARAMETERS AT STC

TYPE	JAM72D20 -435/MB	JAM72D20 -440/MB	JAM72D20 -445/MB	JAM72D20 -450/MB	JAM72D20 -455/MB	JAM72D20 -460/MB
Rated Maximum Power(Pmax) [W]	435	440	445	450	455	460
Open Circuit Voltage(Voc) [V]	49.15	49.30	49.45	49.61	49.75	49.91
Maximum Power Voltage(Vmp) [V]	40.28	40.60	40.91	41.21	41.52	41.79
Short Circuit Current(Isc) [A]	11.29	11.33	11.38	11.42	11.46	11.50
Maximum Power Current(Imp) [A]	10.80	10.84	10.88	10.92	10.96	11.01
Module Efficiency [%]	19.1	19.3	19.5	19.8	20.0	20.2
Power Tolerance	0~+5W					
Temperature Coefficient of Isc(α_{Isc})	+0.044%/°C					
Temperature Coefficient of Voc(β_{Voc})	-0.272%/°C					
Temperature Coefficient of Pmax(γ_{Pmp})	-0.354%/°C					
STC	Irradiance 1000W/m ² , cell temperature 25°C, AM1.5G					

Remark: Electrical data in this catalog do not refer to a single module and they are not part of the offer.They only serve for comparison among different module types.

ELECTRICAL CHARACTERISTICS WITH DIFFERENT REAR SIDE POWER GAIN(REFRECE TO 445W FRONT)

Backside Power Gain	5%	10%	15%	20%	25%
Rated Max Power(Pmax) [W]	467	490	512	534	556
Open Circuit Voltage(Voc) [V]	48.80	48.80	48.80	48.90	48.90
Max Power Voltage(Vmp) [V]	41.30	41.30	41.30	41.40	41.40
Short Circuit Current(Isc) [A]	11.98	12.55	13.12	13.69	14.26
Max Power Current(Imp) [A]	11.31	11.85	12.39	12.90	13.44

OPERATING CONDITIONS

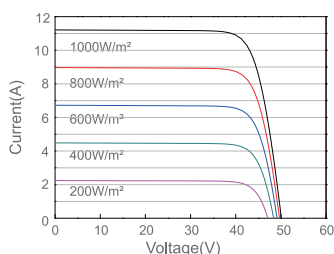
Maximum System Voltage	1500V DC
Operating Temperature	-40°C~+85°C
Maximum Series Fuse Rating	25A
Maximum Static Load,Front*	5400Pa(112 lb/ft ²)
Maximum Static Load,Back*	2400Pa(50 lb/ft ²)
NOCT	45±2°C
Bifaciality**	70%±10%
Fire Performance	UL Type 29

*For NexTracker installations, Maximum Static Load, Front is 2400Pa while Maximum Static Load, Back is 2400Pa.

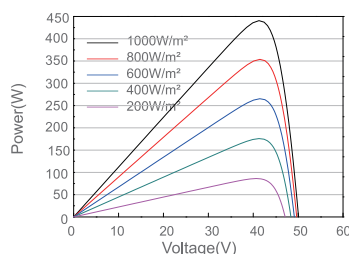
**Bifaciality=Pmax,rear/Rated Pmax,front

CHARACTERISTICS

Current-Voltage Curve JAM72D20-440/MB



Power-Voltage Curve JAM72D20-440/MB



Current-Voltage Curve JAM72D20-440/MB

