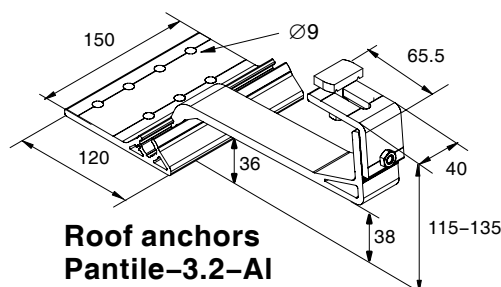
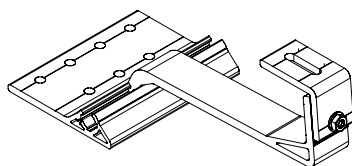


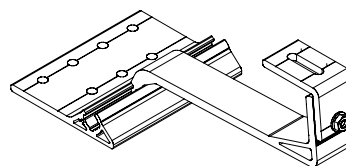
**Roof anchors
Pantile-3.1-AI**



**Roof anchors
Pantile-3.2-AI**



**Roof anchors
Pantile-3.1-AI/100**



**Roof anchors
Pantile-3.2-AI/100**

Article number:	221 822
Description:	Roof anchor pantile-3.1-AI
Content:	2 roof anchors 2 interlocking bolts 2 washers 2 M8 nuts
Article number:	221 856
Description:	Roof anchor pantile-3.1-AI/100
Content:	100 roof anchors
Article number:	221 850
Description:	Roof anchor pantile-3.2-AI
Content:	2 roof anchors 2 interlocking bolts 2 washers 2 M8 nuts
Article number:	231 096
Description:	Roof anchor pantile-3.2-AI/100
Content:	100 roof anchors
<p>To fix the roof-mounted system to a pantile roof. In the case of roof anchor pantile-3.1-AI (Art. No. 221 822) and roof anchor pantile-3.2-AI (Art. No. 221 850), the interlocking bolt must be pre-fitted with the washer and the M8 nut must be pre-fitted on the roof anchor.</p>	

Roof anchor "pantile-...-AI"

The position of the roof rafters must be taken into account when fixing the pantile-3.1-AI and pantile-3.2-AI roof anchors. There is then usually no need to use the mounting battens supplied in the roof-mounted installation kit.

The screws (Spax or similar) for fixing the additional mounting battens to the cross-battens/roof rafters are to be provided by the customer.

The fixing screws for pantile-3.1-AI and pantile-3.2-AI roof anchors must be provided by the customer.

Features

- Stainless steel interlocking bolt (pantile-1-AI, pantile-3-AI, pantile-3.1-AI and pantile-3.2-AI).
- Aluminium roof anchors
- High mechanical load-bearing capacity
- Easy to align mounting rails
- Height-adjustable incorporation of base rail
- Can be installed irrespective of position of rafters (pantile-1-AI/100).
- Error-tolerant installation of pantile-3.1-AI and pantile-3.2-AI roof anchors, which can be moved horizontally along the mounting plate.
- Tested in accordance with EN 12 975-2