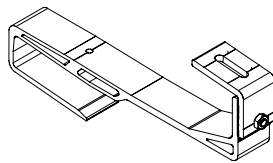
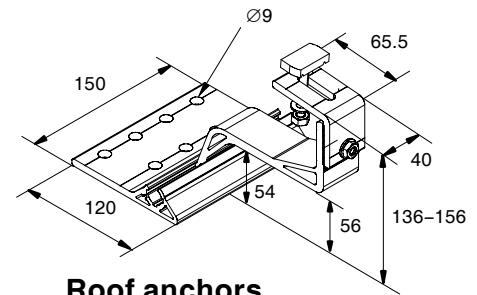


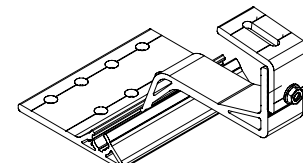
**Roof anchors
Pantile-1-AI**



**Roof anchors
Pantile-1-AI/100**



**Roof anchors
Pantile-3-AI**



**Roof anchors
Pantile-3-AI/100**

Article number: 221 660
Description: Roof anchor pantile-1-AI

Content: 2 roof anchors
2 interlocking bolts
2 washers
2 M8 nuts

Article number: 221 765
Description: Roof anchor pantile-1-AI/100

Content: 100 roof anchors

Article number: 221 717
Description: Roof anchor pantile-3-AI

Content: 2 roof anchors
2 interlocking bolts
2 washers
2 M8 nuts

Article number: 221 768
Description: Roof anchor pantile-3-AI/100

Content: 100 roof anchors

Roof anchor “pantile-. . .-AI”

The “pantile-1-AI” roof anchors are mounted and secured on additional mounting battens. The mounting rails are screwed onto these roof anchors.

The screws (Spax or similar) for fixing the additional mounting battens to the cross-battens/roof rafters are to be provided by the customer.

The position of the roof rafters must be taken into account when fixing the pantile-3-AI roof anchors. There is then usually no need to use the mounting battens supplied in the roof-mounted installation kit.

The fixing screws for the pantile-3-AI roof anchors must be provided by the customer.

Features

- Stainless steel interlocking bolt (pantile-1-AI and pantile-3-AI)
- Aluminium roof anchors
- High mechanical load-bearing capacity
- Easy to align mounting rails
- Height-adjustable incorporation of base rail
- Error-tolerant assembly of pan tile-3-AI roof anchors, which can be moved horizontally along the mounting plate.
- Tested in accordance with EN 12 975-2

To fix the roof-mounted system to a pantile roof. In the case of roof anchor pantile-1-AI (Art. No. 221 660) and roof anchor pantile-3-AI (Art. No. 221 717), the interlocking bolt must be pre-fitted with the washer and the M8 nut must be pre-fitted on the roof anchor.